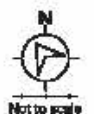


MASTER PLAN



Clubhouse (Ground, 1st & 2nd Floor)
Badminton Courts
AV Room
Fully Equipped Gym
Table Tennis
Billiards
Board Games
Provision for Convenience Store
Crèche, Clinic & Pharmacy
Multipurpose Party Hall.

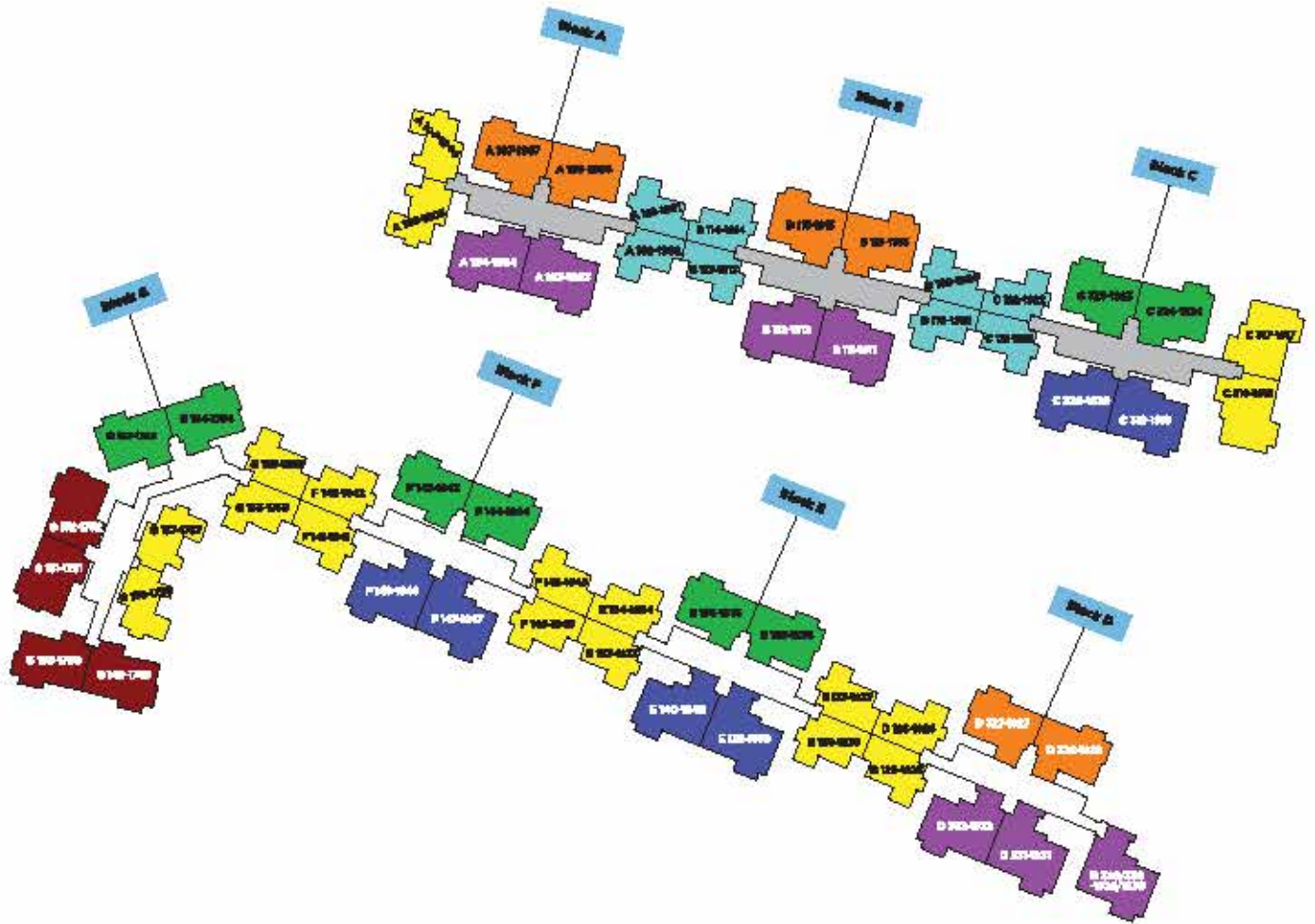


- | | | | |
|---------------------------------|-----------------------------|---------------------------|--------------------------------|
| 1 Entry portal with clock tower | 9 Connecting bridge | 17 Connecting pathway | 25 Multipurpose lawn |
| 2 Avenue driveway | 10 Tree court/seating | 18 Outdoor gym | 26 Surface car parking |
| 3 Bridge | 11 Reserved surface parking | 19 Festive lawn | 27 Podium landscape courts |
| 4 Arrival plaza | 12 Access road | 20 Swimming pool | 28 Services |
| 5 Fire driveway | 13 Tennis court | 21 Kids' pool | Park and open spaces - - - - - |
| 6 Drop-off | 14 Basketball court | 22 Pavilion seating | Civic amenities - - - - - |
| 7 Viewing deck | 15 Skating rink | 23 Children's play area | |
| 8 Pergola seating | 16 Gazebo seating | 24 Practice cricket pitch | |

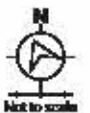
The information depicted herein viz., master plans, floor plans, furniture layout, fittings, illustrations, specifications, designs, dimensions, rendered views, colours, amenities and facilities etc., are subject to change without notifications as may be required by the relevant authorities or the developer's architect, and cannot form part of an offer or contract. Whilst every care is taken in providing this information, the Developer cannot be held liable for variations. All illustrations and pictures are artist's impression only. The information are subject to variations, additions, deletions, substitutions and modifications as may be recommended by the company's architect and/or the relevant approving authorities. The Developer is wholly exempt from any liability on account of any claim in this regard. (1 square metre = 10.764 square feet). E & O.E.

Carpet area is defined as the net usable floor area of an apartment, excluding the area covered by the external walls, area under services shafts, exclusive balcony or verandah area and exclusive open terrace area, but includes the area covered by the internal partition walls of the apartment.

KEY & NUMBERING PLAN



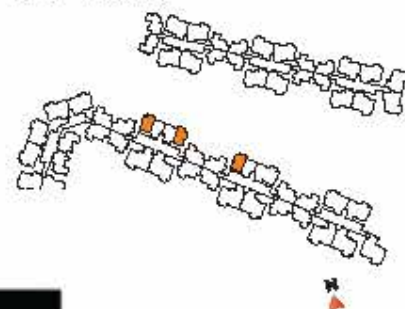
- 2 BHK + 2 T = 942 sq. ft.
- 2 BHK + 2 T = 1074 sq. ft.
- 3 BHK + 2 T = 1407 sq. ft.
- 3 BHK + 2 T = 1450 sq. ft.
- 3 BHK + 3 T = 1584 sq. ft.
- 3 BHK + 3 T = 1638 sq. ft.
- 3 BHK + 3 T + SR = 1710 sq. ft.



TYPICAL FLOOR PLAN

1-Bedroom 1-Toilet Unit - Type 1

KEY PLAN



SUPER BUILT-UP AREA	CARPET AREA	UNIT NUMBERS
888 sq.ft. / 82.51 sq.m (Shown above)	570 sq.ft. / 52.95 sq.m (Shown above)	E-G35 / F-G43 to / F-G44

The information depicted herein viz., master plans, floor plans, furniture layout, fittings, illustrations, specifications, designs, dimensions, rendered views, colours, amenities and facilities etc., are subject to change without notifications as may be required by the relevant authorities or the developer's architect and cannot form part of an offer or contract. Whilst every care is taken in providing this information, the Developer cannot be held liable for variations. All illustrations and pictures are artist's impression only. The information are subject to variations, additions, deletions, substitutions and modifications as may be recommended by the company's architect and/or the relevant approving authorities. The Developer is wholly exempt from any liability on account of any claim in this regard. (1 square metre = 10.764 square feet). E & OE.

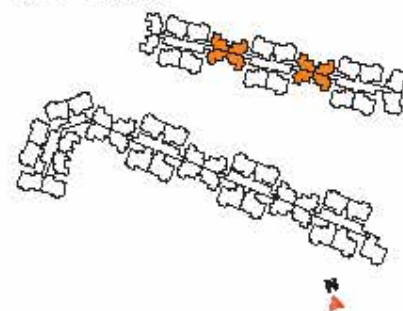
Carpet area is defined as the net usable floor area of an apartment, excluding the area covered by the external walls, areas under service shafts, exclusive balcony or verandah area and exclusive open terrace area, but includes the area covered by the internal partition walls of the apartment.

TYPICAL FLOOR PLAN

2-Bedroom 2-Toilet Unit - Type 1

BRIGADE
PANORAMA
Mysore Road

KEY PLAN



SUPER BUILT-UP AREA

942 sq.ft. / 87.47 sq.m
(Shown above)

CARPET AREA

638 sq.ft. / 59.28 sq.m.
(Shown above)

UNIT NUMBERS

A-101 to 1601 / A-102 to 1602
B-114 to 1614 / B-113 to 1613
B-109 to 1609 / B-110 to 1610
C-322 to 1622 / C-321 to 1621

The information depicted herein viz., master plans, floor plans, furniture layout, fittings, illustrations, specifications, designs, dimensions, rendered views, colours, amenities and facilities etc., are subject to change without notifications or may be required by the relevant authorities or the developer's architect and cannot form part of an offer or contract. Whilst every care is taken in providing this information, the Developer cannot be held liable for variations. All illustrations and pictures are artist's impression only. The information are subject to variations, additions, deletions, substitutions and modifications as may be recommended by the company's architect and/or the relevant approving authorities. The Developer is wholly exempt from any liability on account of any claim in this regard. (1 square metre = 10.764 square feet). E & OE.

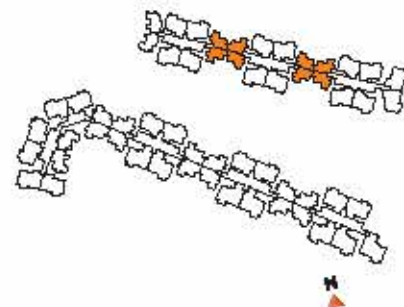
Carpet area is defined as the net usable floor area of an apartment, excluding the area covered by the external walls, area under service shafts, exclusive balcony or verandah area and exclusive open terrace area, but includes the area covered by the internal partition walls of the apartment.

TYPICAL FLOOR PLAN

2-Bedroom 2-Toilet
Sky Lounge Unit - Type 1

BRIGADE
PANORAMA
Mysore Road

KEY PLAN



SUPER BUILT-UP AREA

980 sq.ft. / 91.01 sq.m
(Shown above)

CARPET AREA

670 sq.ft. / 62.24 sq.m
(Shown above)

UNIT NUMBERS

A-1701 to 1901 \ A-1702 to 1902
B-1714 to 1914 \ B-1713 to 1913
B-1709 to 1909 \ B-1710 to 1910
C-1722 to 1922 \ C-1721 to 1921

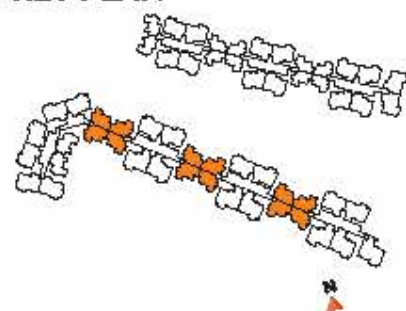
The information depicted herein viz., master plans, floor plans, furniture layout, fittings, illustrations, specifications, designs, dimensions, rendered views, colours, amenities and facilities etc., are subject to change without notification as may be required by the relevant authorities or the developer's architect, and cannot form part of an offer or contract. Whilst every care is taken in providing this information, the Developer cannot be held liable for variations. All illustrations and pictures are artist's impression only. This information is subject to variations, additions, deletions, substitutions and modifications as may be recommended by the company's architect and/or the relevant approving authorities. The Developer is wholly exempt from any liability on account of any claim in this regard. (1 square meter = 10.764 square feet). E & OE.

Carpet area is defined as the net usable floor area of an apartment, excluding the area covered by the external walls, area under service shafts, exclusive balcony or verandah area and exclusive open terrace area, but includes the area covered by the internal partition walls of the apartment.

TYPICAL FLOOR PLAN

2-Bedroom 2-Toilet Unit - Type 2

KEY PLAN



SUPER BUILT-UP AREA

1074 sq.ft. / 99.81 sq.m
(Shown above)

CARPET AREA

716 sq.ft. / 66.49 sq.m
(Shown above)

UNIT NUMBERS

D-125 to 1525 \ D-126 to 1526 \ E-133 to 1533
E-134 to 1534 \ E-137 to 1537 \ E-138 to 1538
F-141 to 1541 \ F-142 to 1542 \ F-145 to 1545
F-146 to 1546 \ G-155 to 1455 \ G-156 to 1456

The information depicted herein viz., master plans, floor plans, furniture layout, fittings, illustrations, specifications, designs, dimensions, rendered views, colours, amenities and facilities etc., are subject to change without notification as may be required by the relevant authorities or the developer's architect, and cannot form part of an offer or contract. Whilst every care is taken in providing this information, the Developer cannot be held liable for variations. All illustrations and pictures are artist's impression only. The information are subject to variations, additions, deletions, substitutions and modifications as may be recommended by the company's architect and/or the relevant approving authorities. The Developer is wholly exempt from any liability on account of any claim in this regard. (1 square meter = 10.764 square feet). E & OE.

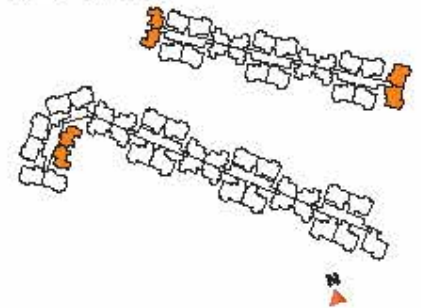
Carpet area is defined as the net usable floor area of an apartment, excluding the area covered by the external walls, areas under service shafts, exclusive balcony or verandah area and exclusive open terrace area, but includes the area covered by the internal partition walls of the apartment.

TYPICAL FLOOR PLAN

2-Bedroom 2-Toilet Unit - Type 3

BRIGADE
PANORAMA
Mysore Road

KEY PLAN



SUPER BUILT-UP AREA	CARPET AREA	UNIT NUMBERS
1074 sq.ft. / 99.81 sq.m (Shown above)	716 sq.ft. / 66.49 sq.m (Shown above)	A-105 to 1605 \ A-106 to 1606 C-317 to 1617 \ C-318 to 1618 G-157 to 1457 \ G-158 to 1458

The information depicted herein viz., master plans, floor plans, furniture layout, fittings, illustrations, specifications, designs, dimensions, rendered views, colours, amenities and facilities etc., are subjected to change without notification as may be required by the relevant authorities or the developer's architect and cannot form part of an offer or contract. Whilst every care is taken in providing this information, the Developer cannot be held liable for variations. All illustrations and pictures are artist's impression only. The information are subject to variations, additions, deletions, substitutions and modifications as may be recommended by the company's architect and/or the relevant approving authorities. The Developer is wholly exempt from any liability on account of any claim in this regard. (1 square metre = 10.764 square feet). E & OE.

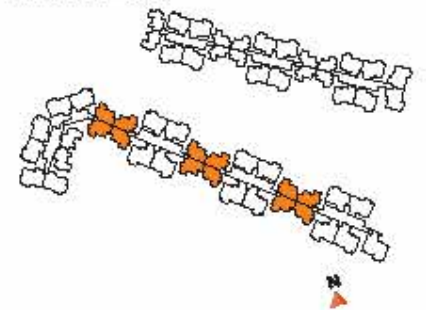
Carpet area is defined as the net usable floor area of an apartment, excluding the area covered by the external walls, areas under service shafts, exclusive balcony or verandah area and exclusive open terrace area, but includes the area covered by the internal partition walls of the apartment.

TYPICAL FLOOR PLAN

2-Bedroom 2-Toilet
Sky Lounge Unit - Type 2

BRIGADE
PANORAMA
Mysore Road

KEY PLAN



SUPER BUILT-UP AREA

1117 sq.ft. / 103.81 sq.m
(Shown above)

CARPET AREA

751 sq.ft. / 69.73 sq.m
(Shown above)

UNIT NUMBERS

D-1625 to 1625 \ D-1626 to 1626 \ E-1633 to 1633
E-1634 to 1634 \ E-1637 to 1637 \ E-1638 to 1638
F-1641 to 1641 \ F-1642 to 1642 \ F-1645 to 1645
F-1646 to 1646 \ G-1655 to 1655 \ G-1656 to 1656

The information depicted herein viz., master plans, floor plans, furniture layout, fittings, illustrations, specifications, designs, dimensions, rendered views, colours, amenities and facilities etc., are subject to change without notification as may be required by the relevant authorities or the developer's architect, and cannot form part of an offer or contract. Whilst every care is taken in providing this information, the Developer cannot be held liable for variations. All illustrations and pictures are artist's impression only. The information are subject to variations, additions, deletions, substitutions and modifications as may be recommended by the company's architect and/or the relevant approving authorities. The Developer is wholly exempt from any liability on account of any claim in this regard. (In square meter = 10.764 square feet). E & OE.

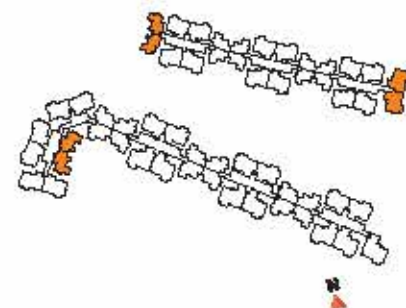
Carpet area is defined as the net usable floor area of an apartment, excluding the area covered by the external walls, areas under service shafts, exclusive balcony or verandah area and exclusive open terrace area, but includes the area covered by the internal partition walls of the apartment.

TYPICAL FLOOR PLAN

2-Bedroom 2-Toilet
Sky Lounge Unit - Type 3

BRIGADE
PANORAMA
Mysore Road

KEY PLAN



SUPER BUILT-UP AREA

1117 sq.ft/ 103.76 sq.m.
(Shown above)

CARPET AREA

751 sq.ft. / 69.73 sq.m
(Shown above)

UNIT NUMBERS

A-1705 to 1905 \ A-1708 to 1908
C-1717 to 1917 \ C-1718 to 1918
G-1557 to 1757 \ G-1558 to 1758

The information depicted herein viz., master plans, floor plans, furniture layout, fittings, illustrations, specifications, designs, dimensions, rendered views, colours, amenities and facilities etc., are subject to change without notifications as may be required by the relevant authorities or the developer's architect, and cannot form part of an offer or contract. Whilst every care is taken in providing this information, the Developer cannot be held liable for variations. All illustrations and pictures are artist's impression only. The information are subject to variations, additions, deletions, substitutions and modifications as may be recommended by the company's architect and/or the relevant approving authorities. The Developer is not liable for any liability on account of any claim in this regard. (1 square metre = 10.764 square feet). E & OE.

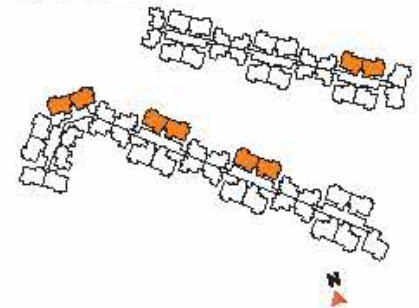
Carpet area is defined as the net usable floor area of an apartment, excluding the area covered by the external walls, areas under service shafts, exclusive balcony or verandah area and exclusive open terrace area, but includes the area covered by the internal partition walls of the apartment.

TYPICAL FLOOR PLAN

3-Bedroom 2-Toilet Unit - Type 3 (V)

BRIGADE
PANORAMA
Mysore Road

KEY PLAN



SUPER BUILT-UP AREA

1407 sq.ft. / 130.73 sq.m
(Shown above)

CARPET AREA

938 sq.ft. / 87.14 sq.m
(Shown above)

UNIT NUMBERS

C-323 to 1623 \ C-324 to 1621
E-135 to 1535 \ E-136 to 1536
F-143 to 1543 \ F-144 to 1544
G-153 to 1453 \ G-154 to 1454

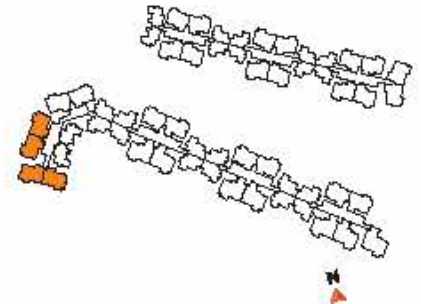
The information depicted herein viz., master plans, floor plans, furniture layout, fittings, illustrations, specifications, designs, dimensions, rendered views, colours, amenities and facilities etc., are subject to change without notifications as may be required by the relevant authorities or the developer's architect, and cannot form part of an offer or contract. Whilst every care is taken in providing this information, the Developer cannot be held liable for variations. All illustrations and pictures are artist's impression only. This information is subject to variations, additions, deletions, substitutions and modifications as may be recommended by the company's architect and/or the relevant approving authorities. The Developer is wholly exempt from any liability on account of any claim in this regard. (1 square meter = 10.764 square feet), E & OE.

Carpet area is defined as the net usable floor area of an apartment, excluding the area covered by the external walls, areas under service shafts, exclusive balcony or verandah area and exclusive open terrace area, but includes the area covered by the internal partition walls of the apartment.

TYPICAL FLOOR PLAN

3-Bedroom 2-Toilet Unit - Type 3

KEY PLAN



SUPER BUILT-UP AREA

1449 sq.ft. / 134.67 sq.m.
(Shown above)

CARPET AREA

978 sq.ft. / 90.82 sq.m
(Shown above)

UNIT NUMBERS

G - 149 to 1449 \ G - 150 to 1450
G - 151 to 1451 \ G - 152 to 1452

The information depicted herein viz., master plans, floor plans, furniture layout, fittings, illustrations, specifications, designs, dimensions, rendered views, colours, amenities and facilities etc., are subject to change without notifications as may be required by the relevant authorities or the developer's architect, and cannot form part of an offer or contract. Whilst every care is taken in providing this information, the Developer cannot be held liable for variations. All illustrations and pictures are artist's impression only. The information are subject to variations, additions, deletions, substitutions and modifications as may be recommended by the company's architect and/or the relevant approving authorities. The Developer is wholly exempt from any liability on account of any claim in this regard. (Its square metre = 10.764 square feet). E & OE.

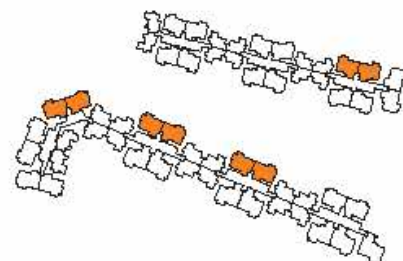
Carpet area is defined as the net usable floor area of an apartment, excluding the area covered by the external walls, areas under service shafts, exclusive balcony or verandah area and exclusive open terrace area, but includes the area covered by the internal partition walls of the apartment.

TYPICAL FLOOR PLAN

3-Bedroom 2-Toilet (V)
Sky Lounge Unit - Type 3

BRIGADE
PANORAMA
Mysore Road

KEY PLAN



SUPER BUILT-UP AREA

1499 sq.ft./ 139.28 sq.m.
(Shown above)

CARPET AREA

1017 sq.ft. / 94.51 sq.m
(Shown above)

UNIT NUMBERS

C - 1723 to 1923 \ C - 1724 to 1921
E - 1635 to 1835 \ E - 1636 to 1836
F - 1643 to 1843 \ F - 1644 to 1844
G - 1553 to 1753 \ G - 1554 to 1754

The information depicted herewith viz., master plans, floor plans, furniture layout, fittings, illustrations, specifications, designs, dimensions, rendered views, colours, amenities and facilities etc., are subject to change without notifications as may be required by the relevant authorities or the developer's architect, and cannot form part of an offer or contract. Whilst every care is taken in providing this information, the Developer cannot be held liable for variations. All illustrations and pictures are artist's impression only. The information are subject to variations, additions, deletions, substitutions and modifications as may be recommended by the company's architect and/or the relevant approving authorities. The Developer is wholly exempt from any liability on account of any claim in this regard. (1 square metre = 10.764 square feet). E & OE.

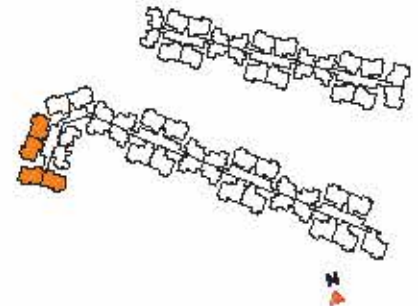
Carpet area is defined as the net usable floor area of an apartment, excluding the area covered by the external walls, areas under service shafts, exclusive balcony or verandah area and exclusive open terrace area, but includes the area covered by the internal partition walls of the apartment.

TYPICAL FLOOR PLAN

3-Bedroom 2-Toilet
Sky Lounge Unit - Type 3

BRIGADE
PANORAMA
Mysore Road

KEY PLAN



SUPER BUILT-UP AREA

1547 sq.ft. / 143.71 sq.m
(Shown above)

CARPET AREA

1050 sq.ft. / 97.59 sq.m
(Shown above)

UNIT NUMBERS

G - 1549 to 1749 \ G - 1550 to 1750
G - 1551 to 1751 \ G - 1552 to 1752

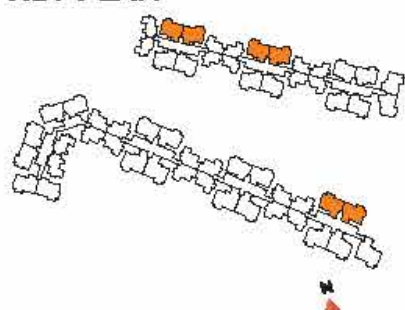
The information depicted herein viz., master plans, floor plans, furniture layout, fittings, illustrations, specifications, designs, dimensions, rendered views, colours, amenities and facilities etc., are subject to change without notifications as may be required by the relevant authorities or the developer's architect, and cannot form part of an offer or contract. Whilst every care is taken in providing this information, the Developer cannot be held liable for variations. All illustrations and pictures are artist's impression only. The information are subject to variations, additions, deletions, substitutions and modifications as may be recommended by the company's architect and for the relevant approving authorities. The Developer is vitally exempt from any liability on account of any claim in this regard. (1 square meter = 10.764 square feet). E & OE.

Carpet area is defined as the net usable floor area of an apartment, excluding the area covered by the external walls, areas under service shafts, exclusive balcony or verandah area and exclusive open terrace area, but includes the area covered by the internal partition walls of the apartment.

TYPICAL FLOOR PLAN

3-Bedroom 3-Toilet Unit - Type 3

KEY PLAN



SUPER BUILT-UP AREA	CARPET AREA	UNIT NUMBERS
1584 sq.ft. / 147.14 sq.m (Shown above)	1067 sq.ft. / 99.17 sq.m (Shown above)	A - 107 to 1607 \ A - 108 to 1608 B - 115 to 1615 \ B - 116 to 1616 D - 327 to 1527 \ D - 328 to 1528

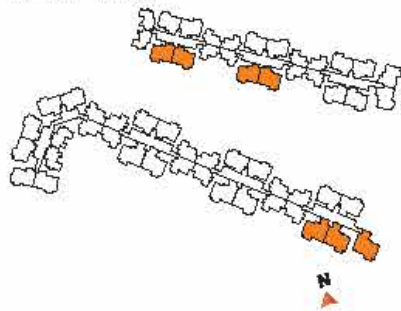
This information depicted herein viz., master plans, floor plans, furniture layout, fittings, illustrations, specifications, designs, dimensions, rendered views, colours, amenities and facilities etc., are subject to change without notifications as may be required by the relevant authorities or the developer's architect, and cannot form part of an offer or contract. Whilst every care is taken in providing this information, the Developer cannot be held liable for variations. All illustrations and pictures are artist's impression only. The information are subject to variations, additions, deletions, substitutions and modifications as may be recommended by the company's architect and/or the relevant approving authorities. The Developer is wholly exempt from any liability on account of any claim in this regard. (1 square metre = 10.764 square feet). E & OE.

Carpet area is defined as the net usable floor area of an apartment, excluding the area covered by the external walls, areas under services shafts, exclusive balcony or verandah area and exclusive open terrace area, but includes the area covered by the internal partition walls of the apartment.

TYPICAL FLOOR PLAN

3-Bedroom 3-Toilet Unit - Type 1

KEY PLAN



SUPER BUILT-UP AREA	CARPET AREA	UNIT NUMBERS
1638 sq.ft. / 152.19 sq.m (Shown above)	1108 sq.ft. / 102.93 sq.m (Shown above)	A - 103 to 1603 \ A - 104 to 1604 B - 111 to 1611 \ B - 112 to 1612 D - 329 to 1529 \ D - 330 to 1520 D - 331 to 1531 \ D - 332 to 1532

The information depicted herein viz., master plans, floor plans, furniture layout, fittings, illustrations, specifications, designs, dimensions, rendered views, colours, amenities and facilities etc., are subject to change without notifications as may be required by the relevant authorities or the developer's architect, and cannot form part of an offer or contract. Whilst every care is taken in providing this information, the Developer cannot be held liable for variations. All illustrations and pictures are artist's impression only. The information are subject to variations, additions, deletions, substitutions and modifications as may be recommended by the company's architect and/or the relevant approving authorities. The Developer is wholly exempt from any liability on account of any claim in this regard. (1 square metre = 10.764 square feet). E & OE

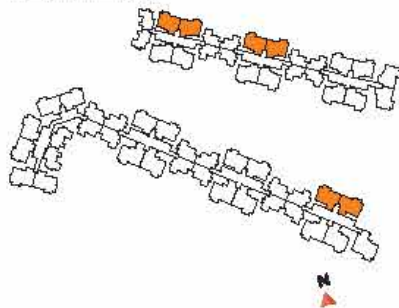
Carpet area is defined as the net usable floor area of an apartment, excluding the area covered by the external walls, areas under services shafts, exclusive balcony or verandah area and exclusive open terrace area, but includes the area covered by the internal partition walls of the apartment.

TYPICAL FLOOR PLAN

3-Bedroom 3-Toilet (V)
Sky Lounge Unit - Type 2

BRIGADE
PANORAMA
Mysore Road

KEY PLAN



SUPER BUILT-UP AREA

1687 sq.ft./ 156.77 sq.m.
(Shown above)

CARPET AREA

1156 sq.ft. / 107.40 sq.m
(Shown above)

UNIT NUMBERS

A - 1707 to 1907 \ A - 1708 to 1908
B - 1715 to 1915 \ B - 1716 to 1916
D - 1627 to 1927 \ D - 1628 to 1928

The information depicted herein viz., master plans, floor plans, furniture layout, fittings, illustrations, specifications, designs, dimensions, rendered views, colours, amenities and facilities etc., are subject to change without notifications as may be required by the relevant authorities or the developer's architect, and cannot form part of an offer or contract. Whilst every care is taken in providing this information, the Developer cannot be held liable for variations. All illustrations and pictures are artist's impression only. The information are subject to verifications, additions, deletions, substitutions and modifications as may be recommended by the company's architect and/or the relevant approving authorities. The Developer is wholly exempt from any liability on account of any claim in this regard. (1 square metre = 10.764 square feet). E & OE.

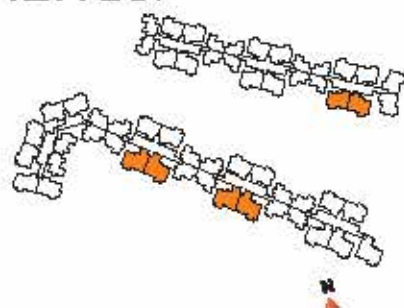
Carpet area is defined as the net usable floor area of an apartment, excluding the area covered by the external walls, areas under service shafts, exclusive balcony or verandah area and exclusive open terrace area, but includes the area covered by the internal partition walls of the apartment.

TYPICAL FLOOR PLAN

3-Bedroom 3-Toilet
SR Unit - Type 1

BRIGADE
PANORAMA
Mysore Road

KEY PLAN



SUPER BUILT-UP AREA

1710 sq.ft. / 158.90 sq.m
(Shown above)

CARPET AREA

1158 sq.ft. / 107.64 sq.m
(Shown above)

UNIT NUMBERS

C - 319 to 1619 \ C - 820 to 1620
E - 139 to 1539 \ E - 140 to 1540
F - 147 to 1547 \ F - 148 to 1548

The information depicted herein viz., master plans, floor plans, furniture layout, fittings, illustrations, specifications, designs, dimensions, rendered views, colours, amenities and facilities etc., are subject to change without notification as may be required by the relevant authorities or the developer's architect, and cannot form part of an offer or contract. While every care is taken in providing this information, the Developer cannot be held liable for variations. All illustrations and pictures are artistic impression only. The information is subject to variations, additions, deletions, substitutions and modifications as may be recommended by the company's architect and/or the relevant approving authorities. The Developer is wholly exempt from any liability on account of any claim in this regard. (1 square metre = 10.764 square feet). E & OE.

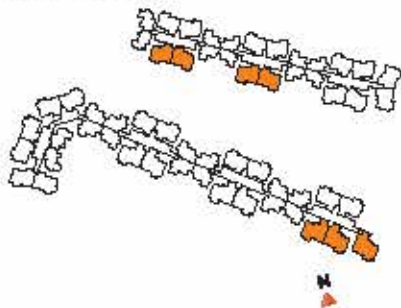
Carpet area is defined as the net usable floor area of an apartment, excluding the area covered by the external walls, area under service shafts, exclusive balcony or verandah area and exclusive open terrace area, but includes the area covered by the internal partition walls of the apartment.

TYPICAL FLOOR PLAN

3-Bedroom 3-Toilet
Sky Lounge Unit - Type 2

BRIGADE
PANORAMA
Mysore Road

KEY PLAN



SUPER BUILT-UP AREA

1742 sq.ft./ 161.85 sq.m.
(Shown above)

CARPET AREA

1195 sq.ft. / 111.13 sq.m
(Shown above)

UNIT NUMBERS

A - 1703 to 1903 \ A - 1704 to 1904
B - 1711 to 1911 \ B - 1712 to 1912
D - 1629 to 1829 \ D - 1630 to 1820
D - 1631 to 1831 \ D - 1632 to 1832

The information depicted herein viz., master plans, floor plans, furniture layout, fittings, illustrations, specifications, designs, dimensions, rendered views, colours, amenities and facilities etc., are subject to change without notifications as may be required by the relevant authorities or the developer's architect, and cannot form part of an offer or contract. Whilst every care is taken in providing this information, the Developer cannot be held liable for variations. All illustrations and pictures are artist's impression only. The information are subject to variations, additions, deletions, substitutions and modifications as may be recommended by the company's architect and/or the relevant approving authorities. The Developer is wholly exempt from any liability on account of any claim in this regard. (1 square metre = 10.764 square feet). E & OE.

Carpet area is defined as the net usable floor area of an apartment, excluding the area covered by the external walls, areas under service shafts, exclusive balcony or verandah area and exclusive open terrace area, but includes the area covered by the internal partition walls of the apartment.

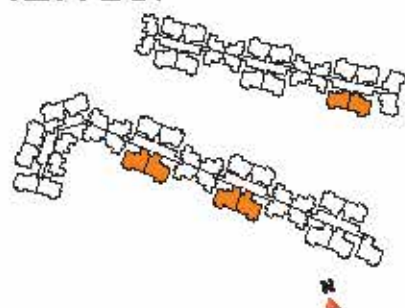
TYPICAL FLOOR PLAN

3-Bedroom 3-Toilet

Sky Lounge Unit - SR Type 1

BRIGADE
PANORAMA
Mysore Road

KEY PLAN



SUPER BUILT-UP AREA	CARPET AREA	UNIT NUMBERS
1814 sq.ft / 168.54 sq.m (Shown above)	1246 sq.ft / 115.73 sq.m (Shown above)	C - 1718 to 1819 \ C - 1720 to 1820 E - 1839 to 1839 \ B - 1840 to 1840 F - 1847 to 1847 \ D - 1848 to 1848

The information depicted herein viz., master plans, floor plans, furniture layout, fittings, illustrations, specifications, designs, dimensions, rendered views, colours, amenities and facilities etc., are subjected to change without notifications as may be required by the relevant authorities or the developer's architect, and can not form part of an offer or contract. While every care is taken in providing this information, the Developer cannot be held liable for variations. All illustrations and pictures are artist's impression only. This information is subject to variations, additions, deletions, substitutions and modifications may be recommended by the company's architect and for the relevant approving authorities. The Developer is wholly exempt from any liability on account of any claim in this regard. (1 square metre = 10.764 square feet). E & OE.

Carpet area is defined as the net usable floor area of an apartment, excluding the area covered by the external walls, areas under service shafts, exclusive balcony or verandah area and exclusive open terrace area, but includes the area covered by the internal partition walls of the apartment.